

Scaled data based on original data using
LM-79-08 Approved Method: Electrical and Photometric Measurements of Solid-
State Lighting Products

Test Report Prepared for
Cooper Lighting Solutions
(formerly Eaton)

Brand: INVUE

Report Number: P672560

Luminaire Tested: **CCP-SA-2B-750-U-5MQ**

Issue Date: 04/16/2023



Test Information

Test Method: LM-79-08
Report Number: P672560
Test Lab: INNOVATION CENTER(G2)
Issue Date: 04/16/2023
Manufacturer: COOPER LIGHTING SOLUTIONS (FORMERLY EATON)
Product Line: INVUE
Catalog Number: CCP-SA-2B-750-U-5MQ
Description: INVUE CLEAR CURVE POLE MOUNT LIGHT SQUARE LUMINAIRE @450mA w/ 5MQ distribution lens
Light Source: (32) 5000K CCT, 70 CRI LEDS
Ballast/Driver: ELECTRONIC DRIVER

Summary

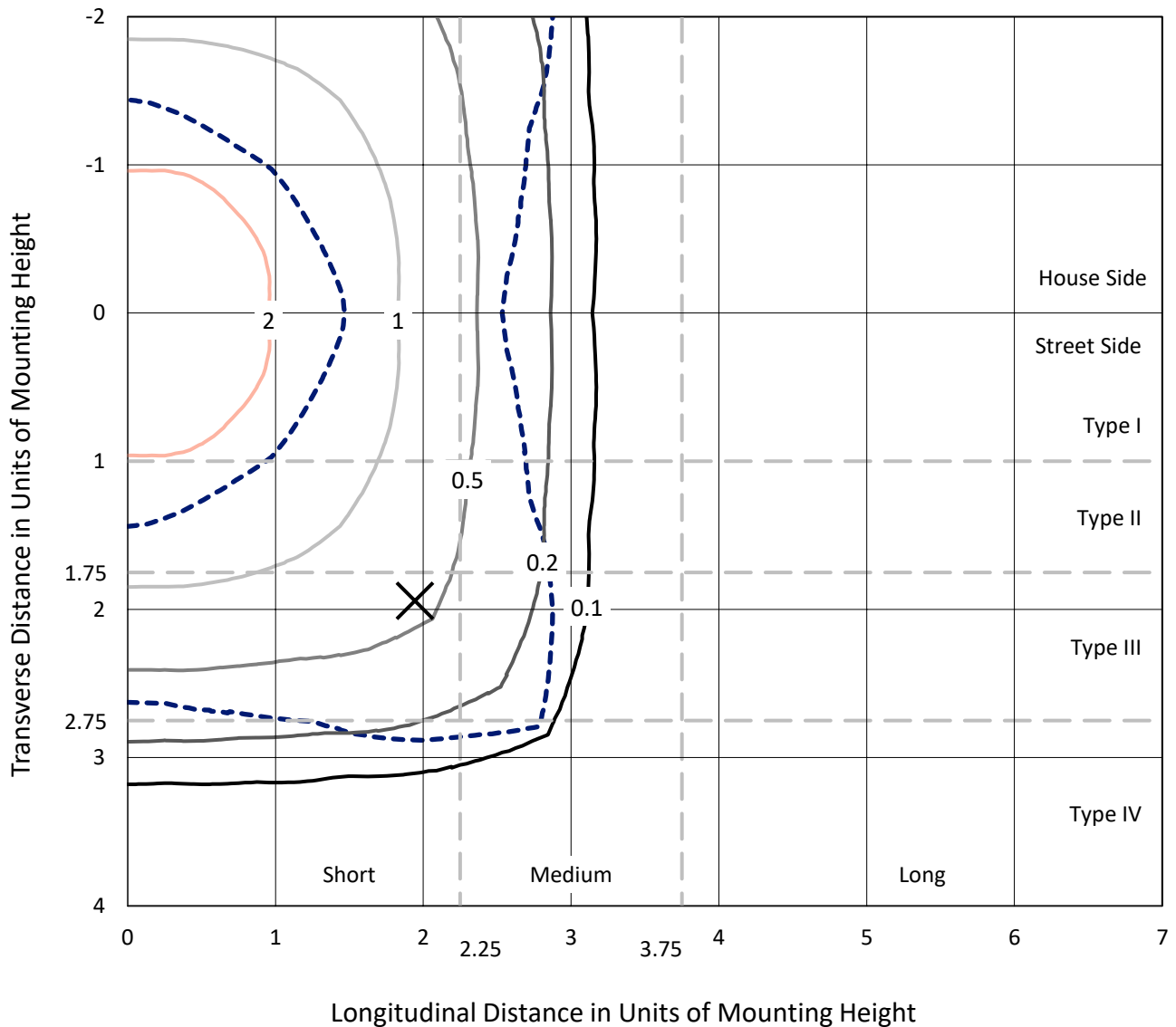
Lumens per Lamp: N/A
Luminaire Lumens: 7292.2 lumens
Efficiency: N/A
Efficacy: 158.5 lumens/watt
Luminous Opening: Rectangular (W 1' x L: 1' x H: 0')
IES Classification: Type V - Short
BUG Rating: B3 - U0 - G1

Input Watts (W): 46
Input Voltage (V): 120
Input Current (A_{in}): NR
Voltage Rise (V): NR
Power Factor: NR
Total Harmonic Distortion (THDi): NR
Frequency (hertz): 60
Stabilization Time: NR
Operation Time: NR
Ambient Temperature (°C): NR
Test Distance: 25 FT

REPORT NUMBER: P672560
 CATALOG NUMBER: CCP-SA-2B-750-U-5MQ

Iso-Footcandle Lines of Horizontal Illumination

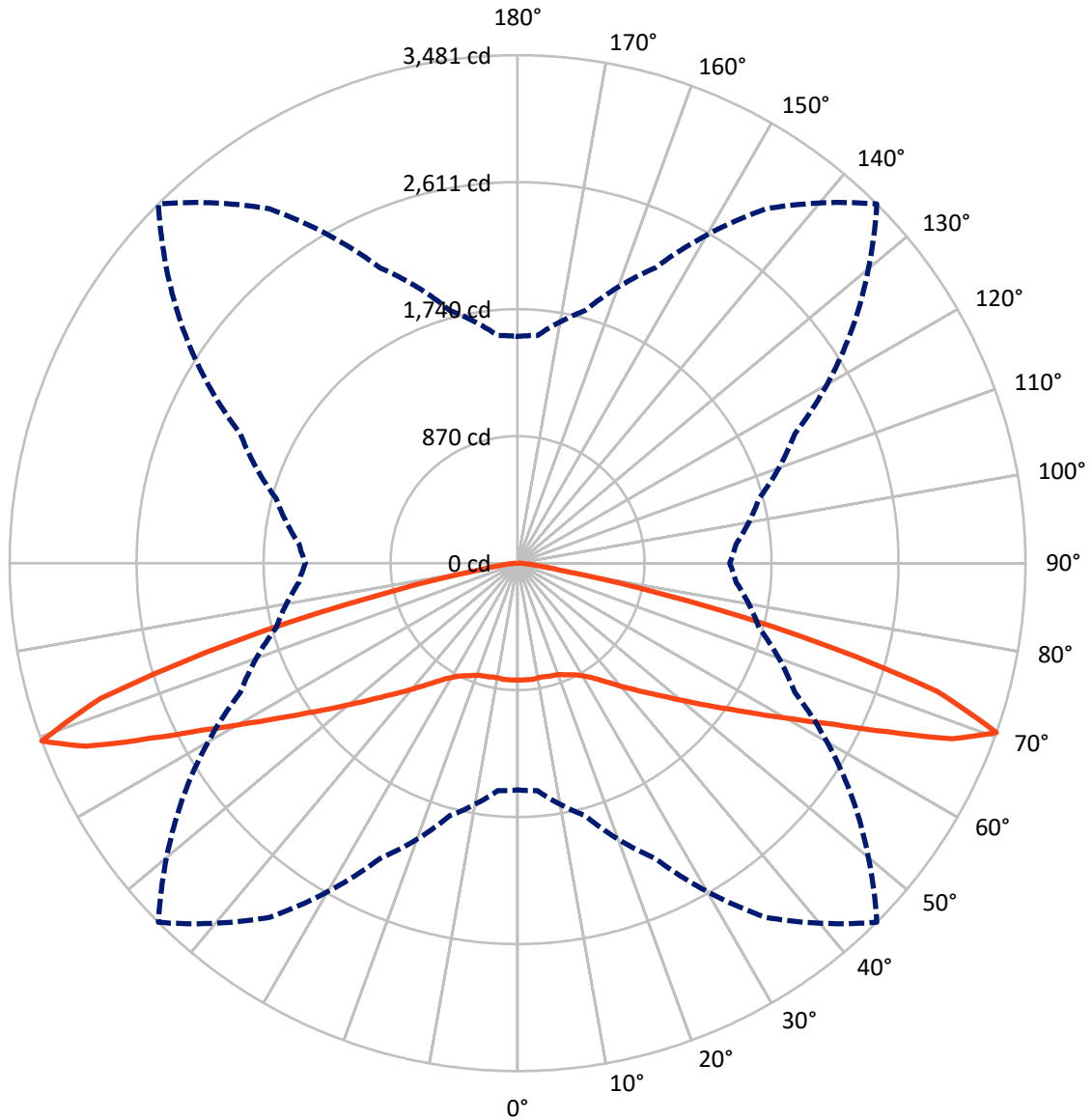
× Max cd
 - - - 1/2 Max cd



Based on 15 foot mounting height. Maximum calculated value = 3.6 fc
 Type V - Short - N/A

REPORT NUMBER: P672560
CATALOG NUMBER: CCP-SA-2B-750-U-5MQ

Luminous Intensity Polar Plot



— Vertical Plane Through 45-Deg Lateral - - - Horizontal Cone Through 70-Deg Vertical

REPORT NUMBER: P672560
 CATALOG NUMBER: CCP-SA-2B-750-U-5MQ

FLUX DISTRIBUTION:

		Downward	Upward	Total
House Side	Lumens	3646.1	0.0	3646.1
	% Fixture	50.0	0.0	50.0
Street Side	Lumens	3646.1	0.0	3646.1
	% Fixture	50.0	0.0	50.0
Total	Lumens	7292.2	0.0	7292.2
	% Fixture	100.0	0.0	100.0

Coefficient of Utilization

ZONAL LUMENS:

Zone	Lumens	% Fixture
0°-10°	76.3	1.0
10°-20°	225.8	3.1
20°-30°	385.5	5.3
30°-40°	615.2	8.4
40°-50°	992.8	13.6
50°-60°	1589.7	21.8
60°-70°	2327.3	31.9
70°-80°	1023.5	14.0
80°-90°	56.1	0.8
90°-100°	0.0	0.0
100°-110°	0.0	0.0
110°-120°	0.0	0.0
120°-130°	0.0	0.0
130°-140°	0.0	0.0
140°-150°	0.0	0.0
150°-160°	0.0	0.0
160°-170°	0.0	0.0
170°-180°	0.0	0.0
0°-90°	7292.2	100.0
0°-180°	7292.2	100.0



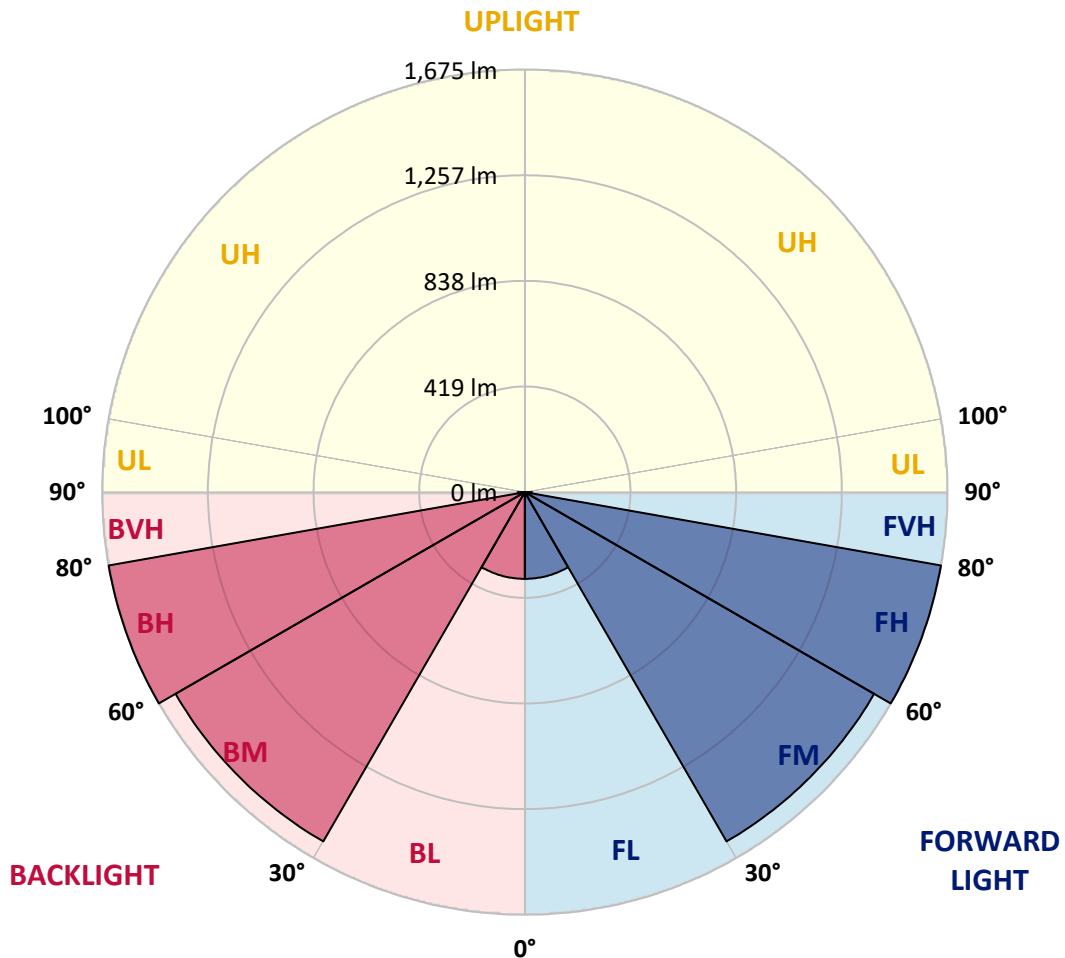
REPORT NUMBER: P672560
 CATALOG NUMBER: CCP-SA-2B-750-U-5MQ

LUMINAIRE CLASSIFICATION SYSTEM LUMEN TABLE AND BUG RATING:

Zone	Lumens	% Fixture	Zone Rating/Lumen Limit		
			B	U	G
FL (0°-30°)	343.8	4.7			
FM (30°-60°)	1598.9	21.9			
FH (60°-80°)	1675.4	23.0			G1/1800
FVH (80°-90°)	28.1	0.4			G1/100
BL (0°-30°)	343.8	4.7	B1/500		
BM (30°-60°)	1598.9	21.9	B2/2500		
BH (60°-80°)	1675.4	23.0	B3/2500		G1/1800
BVH (80°-90°)	28.1	0.4			G1/100
UL (90°-100°)	0.0	0.0		U0/0	
UH (100°-180°)	0.0	0.0		U0/0	

BUG Rating: B3-U0-G1

Type V Short





REPORT NUMBER: P672560

CATALOG NUMBER: CCP-SA-2B-750-U-5MQ

CANDELA DISTRIBUTION (FULL):

	0°	5°	15°	25°	35°	45°	55°	65°	75°	85°	90°
0°	801.9	801.9	801.9	801.9	801.9	801.9	801.9	801.9	801.9	801.9	801.9
2.5°	800.9	800.3	801.4	801.9	800.9	801.4	798.3	798.3	799.8	798.3	800.3
5°	804.5	803.4	804.5	804.5	801.9	801.9	798.3	797.2	798.3	795.7	797.8
7.5°	805.0	802.9	804.5	804.0	801.9	801.9	796.7	794.7	795.2	792.6	794.1
10°	799.8	798.8	800.9	799.8	798.3	798.3	794.1	791.0	791.0	788.5	790.0
12.5°	796.7	795.7	798.3	798.8	797.8	798.3	793.1	789.0	787.4	784.3	785.4
15°	796.7	794.7	798.8	799.8	800.9	804.5	796.7	789.5	786.4	782.3	783.3
17.5°	796.2	795.2	799.8	803.4	804.5	808.6	799.8	792.1	788.5	782.3	783.3
20°	796.2	795.7	801.4	808.1	811.2	814.8	805.5	798.3	792.1	785.4	785.4
22.5°	798.8	798.3	806.0	815.8	824.6	830.8	820.0	808.1	799.8	791.0	790.0
25°	809.6	808.6	817.9	829.8	841.7	847.9	837.0	825.1	813.3	803.4	802.4
27.5°	831.9	831.3	840.6	855.1	863.4	868.0	858.7	848.4	836.5	825.1	824.6
30°	861.8	861.8	873.7	888.7	893.3	897.0	887.7	880.4	868.0	855.6	854.6
32.5°	898.0	900.1	914.0	930.6	933.7	935.7	925.9	921.3	907.8	894.4	892.3
35°	945.5	946.1	963.1	979.6	983.8	985.8	974.5	970.3	957.9	943.5	940.4
37.5°	1006.0	1004.4	1020.5	1039.1	1043.2	1045.8	1036.5	1033.4	1017.9	1003.4	998.8
40°	1073.7	1074.7	1092.8	1110.4	1112.9	1114.0	1109.3	1104.7	1090.2	1073.7	1068.0
42.5°	1152.2	1152.2	1173.4	1194.1	1194.1	1188.9	1186.8	1185.8	1171.8	1153.2	1147.0
45°	1242.1	1243.1	1269.5	1285.0	1286.0	1272.1	1274.1	1280.3	1266.9	1243.1	1234.9
47.5°	1340.8	1342.3	1373.4	1390.4	1387.3	1369.2	1380.6	1383.7	1368.2	1337.7	1326.8
50°	1444.7	1449.3	1483.9	1513.9	1509.8	1483.4	1498.4	1499.4	1474.1	1439.0	1424.0
52.5°	1556.8	1567.6	1613.6	1645.6	1649.8	1616.7	1629.6	1628.6	1596.0	1548.0	1538.2
55°	1695.8	1702.0	1747.4	1792.9	1808.4	1767.6	1782.0	1774.8	1730.9	1676.1	1659.6
57.5°	1834.8	1844.1	1902.4	1953.6	1984.6	1950.0	1953.1	1934.5	1879.2	1813.1	1804.8
60°	1999.6	2003.7	2068.3	2134.9	2188.7	2168.0	2153.5	2114.8	2049.7	1983.6	1971.7
62.5°	2134.4	2142.7	2238.8	2337.0	2427.9	2431.5	2387.6	2329.7	2225.9	2115.3	2091.5
65°	2171.6	2185.1	2319.9	2513.7	2702.8	2787.0	2666.6	2489.9	2257.9	2091.0	2055.4
67.5°	1998.5	2024.4	2217.1	2539.0	2958.5	3211.2	2888.8	2414.0	2090.0	1895.2	1861.1
70°	1554.2	1565.6	1791.9	2233.6	2962.7	3480.9	2799.4	2096.2	1713.3	1504.1	1454.0
72.5°	825.7	831.3	1035.4	1504.1	2410.9	3007.1	2313.2	1466.9	1008.6	818.4	761.1
75°	266.6	273.8	356.5	615.9	1329.9	2020.8	1364.1	610.2	347.7	280.6	265.6
77.5°	135.9	135.4	150.4	198.4	447.4	990.5	473.3	213.9	150.4	134.9	130.7
80°	84.7	83.2	94.6	108.5	156.6	289.3	170.0	119.9	95.1	81.6	81.1
82.5°	48.1	48.1	63.6	69.8	88.4	119.4	99.2	82.2	65.1	48.6	47.0
85°	26.9	23.8	39.8	43.9	50.6	58.9	60.5	53.2	43.9	26.9	27.9
87.5°	9.8	10.9	18.6	17.6	20.2	14.0	24.8	27.9	24.8	12.9	10.9
90°	0.0	0.0	0.0	0.0	0.0	0.0	0.0	0.0	0.0	0.0	0.0

(END OF REPORT)